

**SMA PIN Diode Switch SP3T From 1 GHz to 18 GHz Rated at +20 dBm**

FMSW6276 is a Single Pole Triple Throw (SP3T) Reflective PIN Diode Switch that operates from 1 GHz to 18 GHz. Typical performance includes < 2.75 dB insertion loss, > 65 dB isolation, and < 100 nsec switching speed. The design incorporates TTL compatible driver circuitry for accurate logic control. Operational temperature range is -55°C to +85°C and dual voltage controls of +5 DC and -15 DC are required. The rugged package is designed to meet a series of MIL-STD-202F environmental conditions including humidity, shock, vibration, and temperature cycle. Package interfaces include solder terminals and female SMA connectors.



**Electrical Specifications**

Description	Min	Typ	Max	Units
Frequency Range	1		18	GHz
Impedance		50		Ohms
VSWR			2:1	
Insertion Loss			2.75	dB
Isolation		65		dB
Rise Time			65	ns
Switching Time			100	ns
Input Power (CW)			0.1	Watts
Survival Power			1	Watts
Positive Operating Voltage		5		V
Negative Operating Voltage		-15		V
Current @ 5 V		150		mA
Current @ -15 V		75		mA
Operating Temperature	-55		+85	deg C

**Mechanical Specifications**

Length	1 in [25.4 mm]
Width	1 in [25.4 mm]
Height	0.4 in [10.16 mm]
Weight	0.1032 lbs [46.81 g]
Finish	Blue

**Configuration**

Design	SP3T, Reflective
RF Connector	SMA Female
Control Connector	Solder Pin

**Environmental Specifications**

**Temperature**

Operating Range	-55 to +85 deg C
Storage Range	-65 to +125 deg C

Humidity	MIL-STD-202F, Method 103B, Condition B
Shock	MIL-STD-202F, Method 213B, Condition B
Vibration	MIL-STD-202F, Method 204D, Condition B

**Features:**

- SP3T Reflective Switch
- 1.0 GHz to 18.0 GHz
- Insertion Loss 2.75 dB max
- Isolation 65 dB typ
- Power Input 20 dBm CW max
- Field Replaceable Connectors

**Applications:**

- Test & Measurement
- Military Communication
- Commercial Communication
- Wireless Communications
- SATCOM
- Military Electronic Systems
- RF Test Stations

Fairview Microwave  
 1130 Junction Dr. #100  
 Allen, TX 75013  
 Tel: 1-800-715-4396 / (972) 649-6678  
 Fax: (972) 649-6689  
[www.fairviewmicrowave.com](http://www.fairviewmicrowave.com)  
[sales@fairviewmicrowave.com](mailto:sales@fairviewmicrowave.com)


Altitude  
Temperature Cycling  
ESD Sensitivity

MIL-STD-202F, Method 105C, Condition B  
MIL-STD-202F, Method 107D, Condition A  
ESD Sensitive Material, Transport material in Approved ESD bags. Handle only in ESD Workstation.

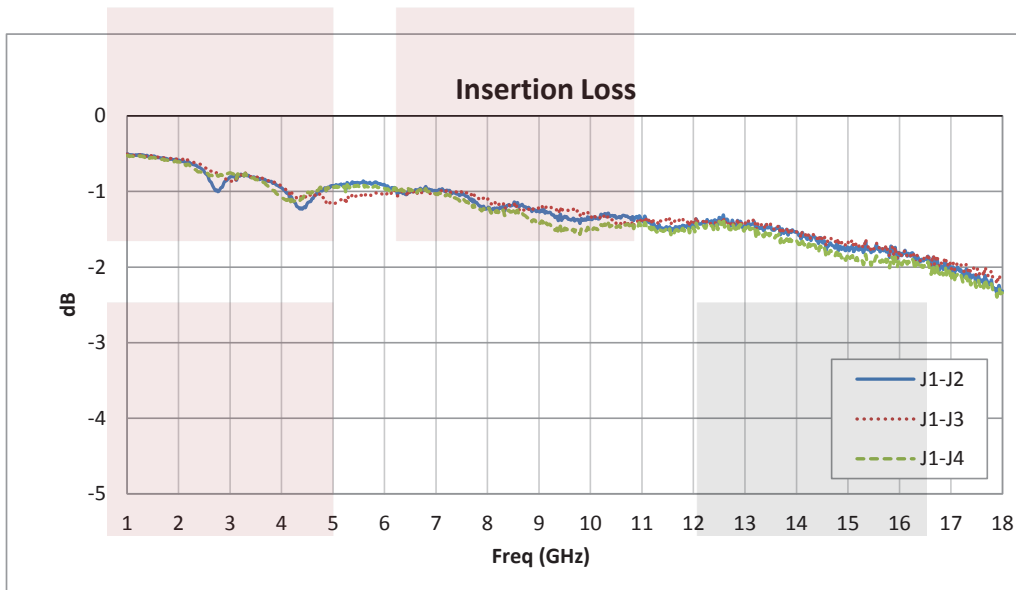
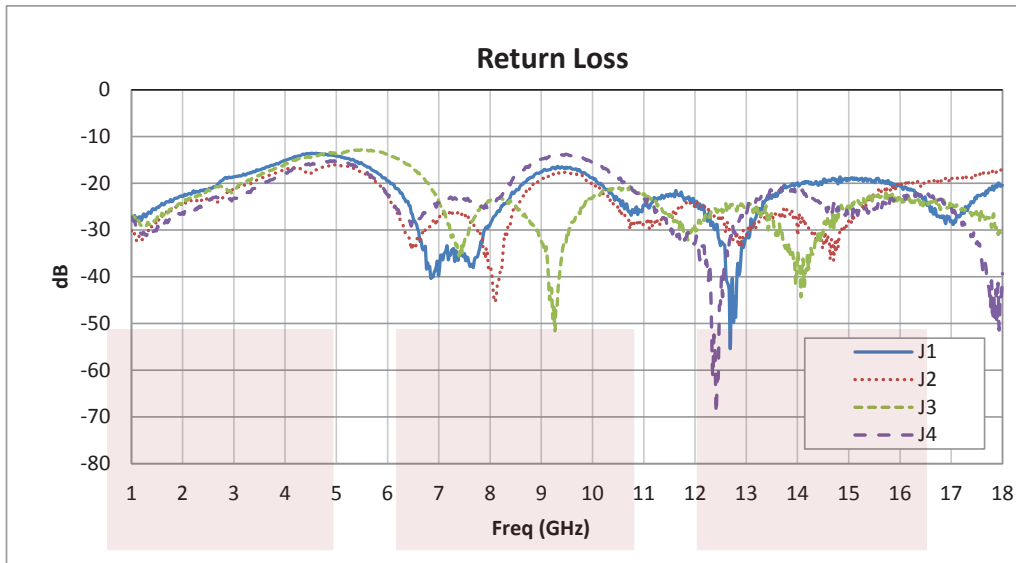


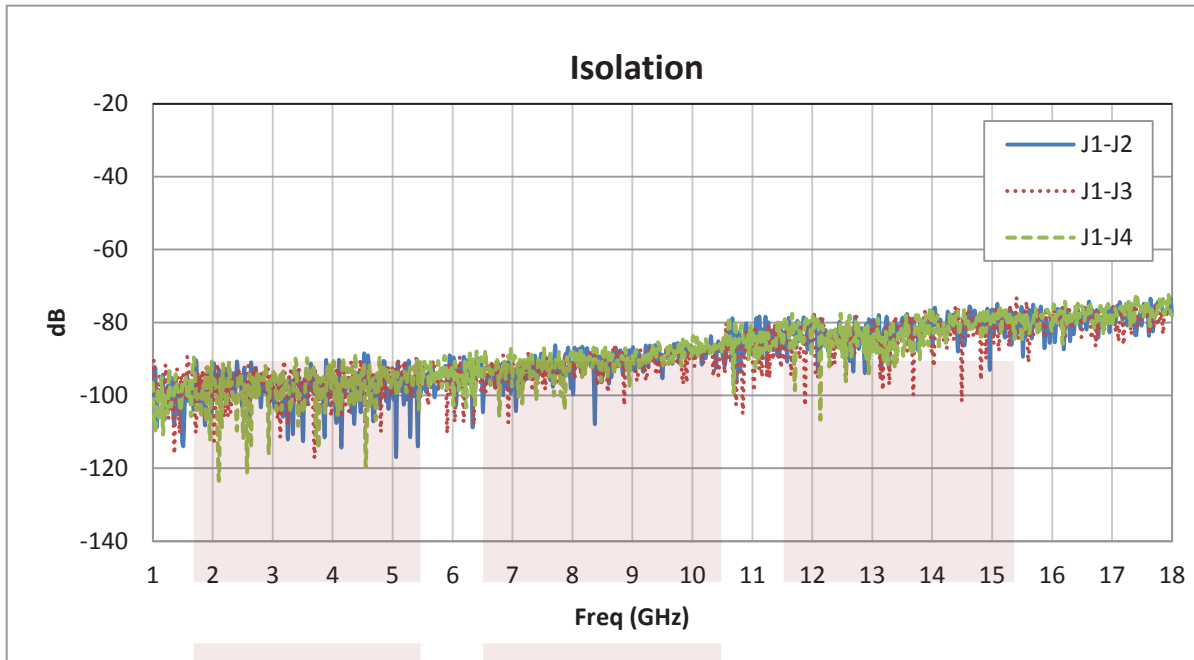
**Compliance Certifications** (visit [www.FairviewMicrowave.com](http://www.FairviewMicrowave.com) for current document)  
REACH Compliant 12/17/2015

**Plotted and Other Data**  
Notes:



**Typical Performance Data**



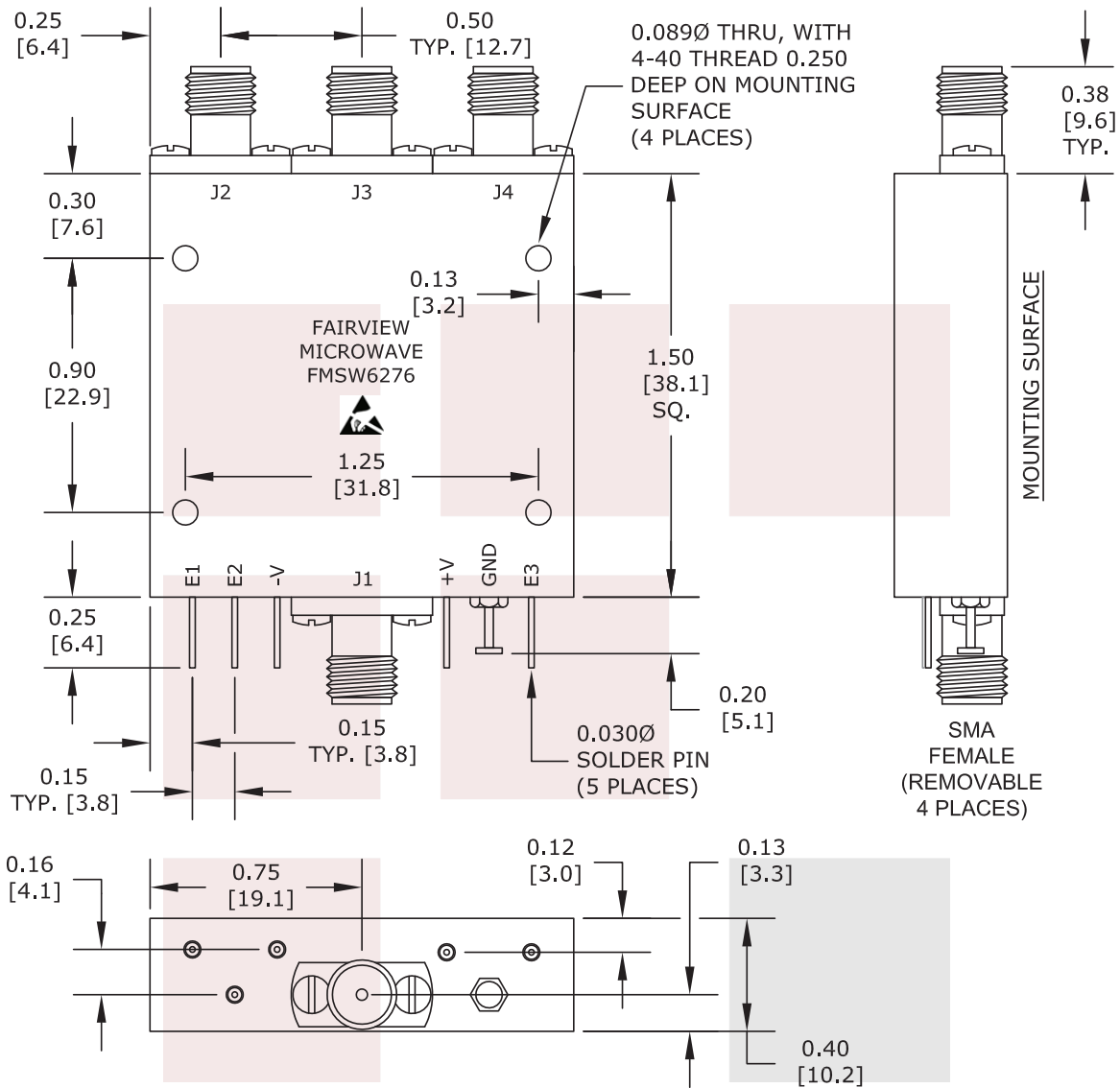


SMA PIN Diode Switch SP3T From 1 GHz to 18 GHz Rated at +20 dBm from Fairview Microwave is in-stock and available to ship same-day. All of our RF/microwave products are available off-the-shelf from our ISO 9001:2008 certified facilities in Allen, Texas. Fairview Microwave is RF on-demand.

For additional information on this product, please click the following link: [SMA PIN Diode Switch SP3T From 1 GHz to 18 GHz Rated at +20 dBm FMSW6276](#)

URL: <http://www.fairviewmicrowave.com/sma-pin-diode-switch-sp3t-1-18-ghz-rated-20-dbm-fmsw6276-p.aspx>

The information contained in this document is accurate to the best of our knowledge and representative of the part described herein. It may be necessary to make modifications to the part and/or the documentation of the part, in order to implement improvements. Fairview Microwave reserves the right to make such changes as required. Unless otherwise stated, all specifications are nominal. Fairview Microwave does not make any representation or warranty regarding the suitability of the part described herein for any particular purpose, and Fairview Microwave does not assume any liability arising out of the use of any part or documentation.



3 BIT TTL LOGIC TABLE			
E1	E1	E3	FUNCTION
0	1	1	J1-J2 LOW LOSS
1	0	0	J1-J3 LOW LOSS
1	1	0	J1-J4 LOW LOSS

ALL DIMENSIONS ARE IN INCHES.  
TOLERANCES:  
X.XX ±0.020  
X.XXX ±0.010

\* THESE DIMENSIONS AND TOLERANCES SUPERSEDE NOTE #1 ON TITLE BLOCK.

<b>FAIRVIEW MICROWAVE INC.</b> ALLEN, TX 75013 WWW.FAIRVIEWMICROWAVE.COM		NOTES: 1. UNLESS OTHERWISE SPECIFIED ALL DIMENSIONS ARE NOMINAL. 2. ALL SPECIFICATIONS ARE SUBJECT TO CHANGE WITHOUT NOTICE AT ANY TIME. 3. DIMENSIONS ARE IN INCHES [mm].			
TITLE SMA PIN Diode Switch SP3T From 1 GHz to 18 GHz Rated at +20 dBm		DWG NO FMSW6276		CAGE CODE 3FKR5	
CAD FILE	030816	SHEET	SCALE	N/A	SIZE A 2233