

**N Dual Directional Coupler 50 dB Coupled Port From
 20 MHz to 500 MHz Rated To 500 Watts**

Electrical Specifications



Description	Min	Typ	Max	Units
Frequency Range	20		500	MHz
Directivity	20			dB
Impedance		50		Ohms
Insertion Loss			0.2	dB
Input Power			500	Watts
Input VSWR			1.25:1	
Coupling Accuracy			50	dB
Coupling Tolerance			± 1	dB
Coupling Flatness			± 0.5	dB

Features:

- Connector 1: N Female
- Connector 2: N Female
- Coupled Connectors: SMA Female
- Design: Dual Directional Coupler

Mechanical Specifications

Temperature

Operating Range +85 to -55 deg C

Size

Length 2.5 in [63.5 mm]
 Width/Dia. 1.11 in [28.19 mm]
 Height 1.3 in [33.02 mm]

Housing Material and Plating Aluminum Alloy, Chem Film

Connector 1

Type N Female

Connector 2

Type N Female

Connector 3

Type SMA Female

Connector 4

Type SMA Female

Fairview Microwave
 1130 Junction Dr. #100
 Allen, TX 75013
 Tel: 1-800-715-4396 / (972) 649-6678
 Fax: (972) 649-6689
www.fairviewmicrowave.com
sales@fairviewmicrowave.com

Compliance Certifications (visit www.FairviewMicrowave.com for current document)

Plotted and Other Data





Notes:

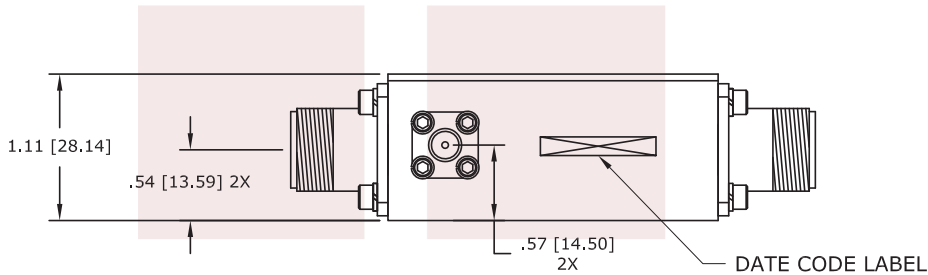
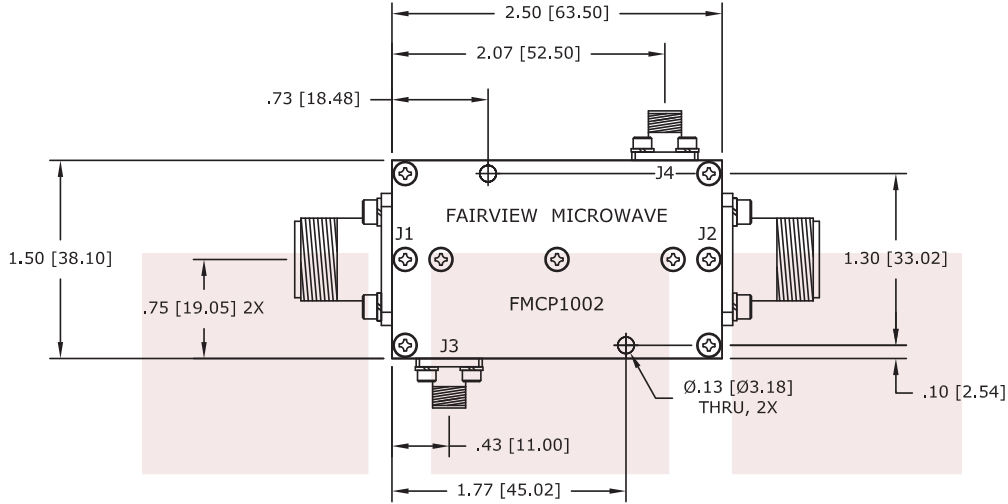
N Dual Directional Coupler 50 dB Coupled Port From 20 MHz to 500 MHz Rated To 500 Watts from Fairview Microwave is in-stock and available to ship same-day. All of our RF/microwave products are available off-the-shelf from our ISO 9001:2008 certified facilities in Allen, Texas. Fairview Microwave is RF on-demand.

For additional information on this product, please click the following link: [N Dual Directional Coupler 50 dB Coupled Port From 20 MHz to 500 MHz Rated To 500 Watts FMCP1002](#)

URL: <http://www.fairviewmicrowave.com/n-dual-directional-coupler-50-db-500-mhz-500-watts-fmcp1002-p.aspx>

The information contained in this document is accurate to the best of our knowledge and representative of the part described herein. It may be necessary to make modifications to the part and/or the documentation of the part, in order to implement improvements. Fairview Microwave reserves the right to make such changes as required. Unless otherwise stated, all specifications are nominal. Fairview Microwave does not make any representation or warranty regarding the suitability of the part described herein for any particular purpose, and Fairview Microwave does not assume any liability arising out of the use of any part or documentation.





INPUT	OUTPUT	FORWARD COUPLING	REFLECTED COUPLING
J1	J2	J3	J4
J2	J1	J4	J3

TOLERANCE	.XX ±.02 .XXX ±.005 ANG. ±1/2°
-----------	--------------------------------------

* THESE DIMENSIONS AND TOLERANCES
SUPERSEDE NOTE #1 ON TITLE BLOCK.

FAIRVIEW MICROWAVE INC. ALLEN, TX 75013 WWW.FAIRVIEWMICROWAVE.COM		NOTES: 1. UNLESS OTHERWISE SPECIFIED ALL DIMENSIONS ARE NOMINAL. 2. ALL SPECIFICATIONS ARE SUBJECT TO CHANGE WITHOUT NOTICE AT ANY TIME. 3. DIMENSIONS ARE IN INCHES [mm].			
TITLE N Dual Directional Coupler 50 dB Coupled Port From 20 MHz to 500 MHz Rated To 500 Watts		DWG NO FMCP1002		CAGE CODE 3FKR5	
CAD FILE	041015	SHEET	SCALE	N/A	SIZE A 2233