

**Inner and Outer DC Block From 10 MHz to 4 GHz
 With BNC Connectors**

Electrical Specifications

Description	Min	Typ	Max	Units
Frequency Range	0.01		4	GHz
Impedance		50		Ohms
VSWR			1.35:1	
Insertion Loss			0.5	dB
Operating Voltage (AC)			200	Vrms



Mechanical Specifications

Size	
Length	1.6 in [40.64 mm]
Width	0.57 in [14.48 mm]
Weight	0.0486 lbs [22.04 g]

Configuration	
Design	Inner/Outer DC Block
Package Type	Connectorized

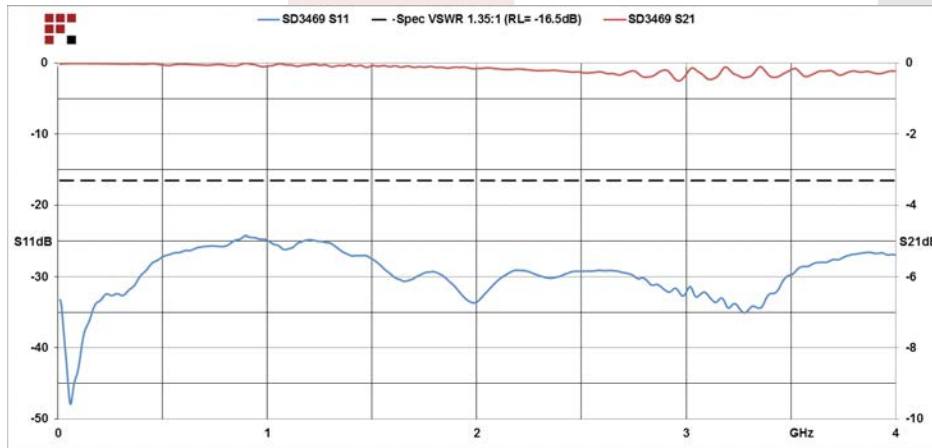
Description	Connector 1	Connector 2
Type	BNC Male	BNC Female
Connector Specification	MIL-C-39012	MIL-C-39012

Compliance Certifications (see [product page](#) for current document)

Plotted and Other Data

Notes:

Typical Performance Data




Fairview Microwave
 1130 Junction Dr. #100
 Allen, TX 75013
 Tel: 1-800-715-4396 / (972) 649-6678
 Fax: (972) 649-6689
www.fairviewmicrowave.com
sales@fairviewmicrowave.com

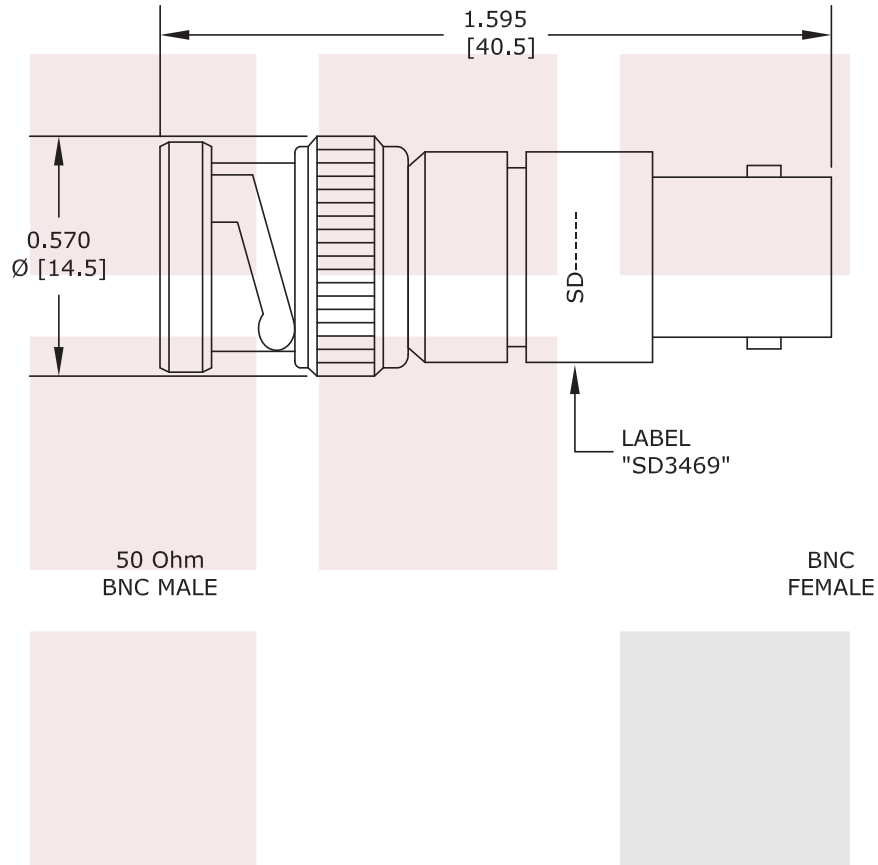
Inner and Outer DC Block From 10 MHz to 4 GHz With BNC Connectors from Fairview Microwave has same day shipment for domestic and International orders. Our RF, microwave and fiber optic products maintain a 99% availability and are part of the broadest selection in the industry.

Click the following link to obtain additional part information: [Inner and Outer DC Block From 10 MHz to 4 GHz With BNC Connectors SD3469](#)

URL: <https://www.fairviewmicrowave.com/inner-and-outer-dc-block-10-mhz-4-ghz-bnc-connectors-sd3469-p.aspx>

The information contained in this document is accurate to the best of our knowledge and representative of the part described herein. It may be necessary to make modifications to the part and/or the documentation of the part, in order to implement improvements. Fairview Microwave reserves the right to make such changes as required. Unless otherwise stated, all specifications are nominal. Fairview Microwave does not make any representation or warranty regarding the suitability of the part described herein for any particular purpose, and Fairview Microwave does not assume any liability arising out of the use of any part or documentation.





STANDARD TOLERANCES	
.X	±0.2
.XX	±0.1
.XXX	±0.05

*STANDARD TOLERANCES APPLY ONLY TO DIMENSIONS IN INCHES

FAIRVIEW MICROWAVE INC. ALLEN, TX 75013 WWW.FAIRVIEWMICROWAVE.COM		NOTES: 1. UNLESS OTHERWISE SPECIFIED ALL DIMENSIONS ARE NOMINAL. 2. ALL SPECIFICATIONS ARE SUBJECT TO CHANGE WITHOUT NOTICE AT ANY TIME. 3. DIMENSIONS ARE IN INCHES [mm].			
TITLE Inner and Outer DC Block From 10 MHz to 4 GHz With BNC Connectors		DWG NO SD3469		CAGE CODE 3FKR5	
CAD FILE	070716	SHEET	SCALE	N/A	SIZE A 2233